



K-STATE
Research and Extension

2019 RVED Cropland Survey Summary

Presented by:

John Forshee & Brett Melton

Rabecca Zach, RVED Crops Agent

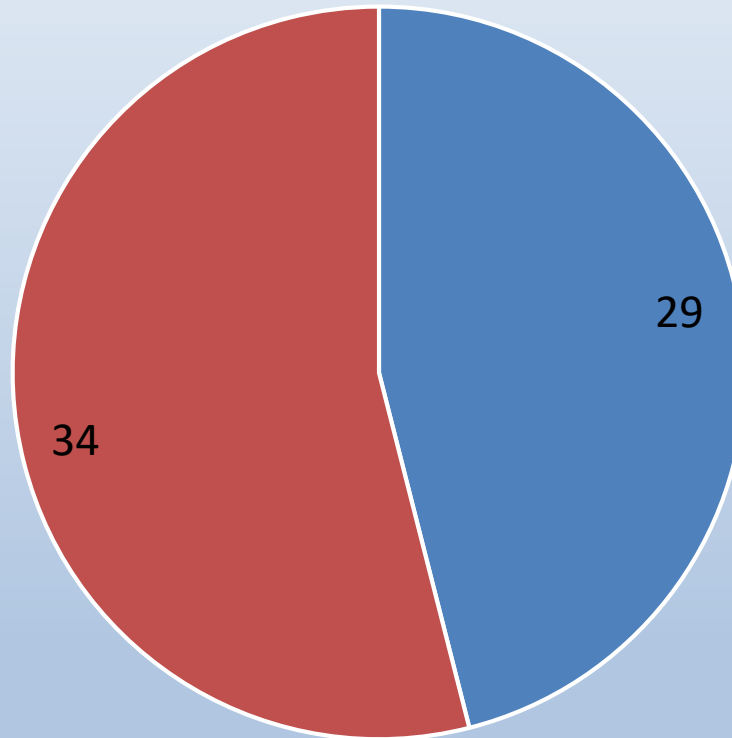


The 2019 survey...

- We had 66 responses for the Cropland portion
- Each portion of the survey reflects the number of responses via the number of respondents or a percentage of respondents.
- **Remember: This survey does NOT reveal...**
 - Quality of land/productivity
 - Parcel size
 - Technology utilized
 - Commodity prices
 - Or any other demand factors
 - Moreover, number/values are subjective to the respondent/
number of responses

Renting Cropland

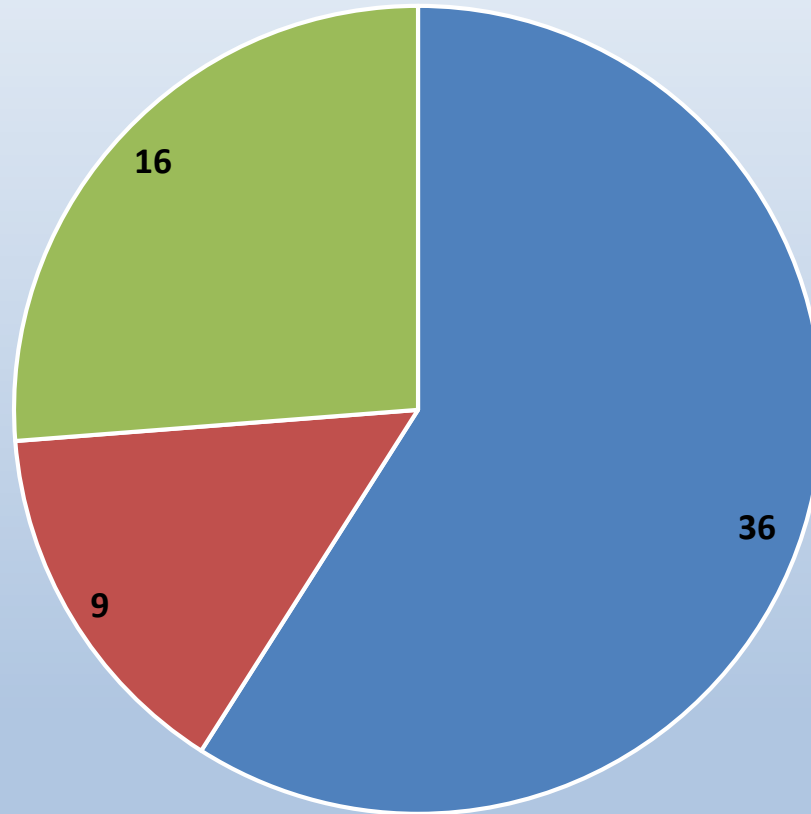
- Out of 66 responses, we had 63 that responded on the type of lease contract. **42** respondents stated they had a written contract, and **35** stated they had an oral contract



■ Written ■ Oral

Relation to Tenant/Landlord

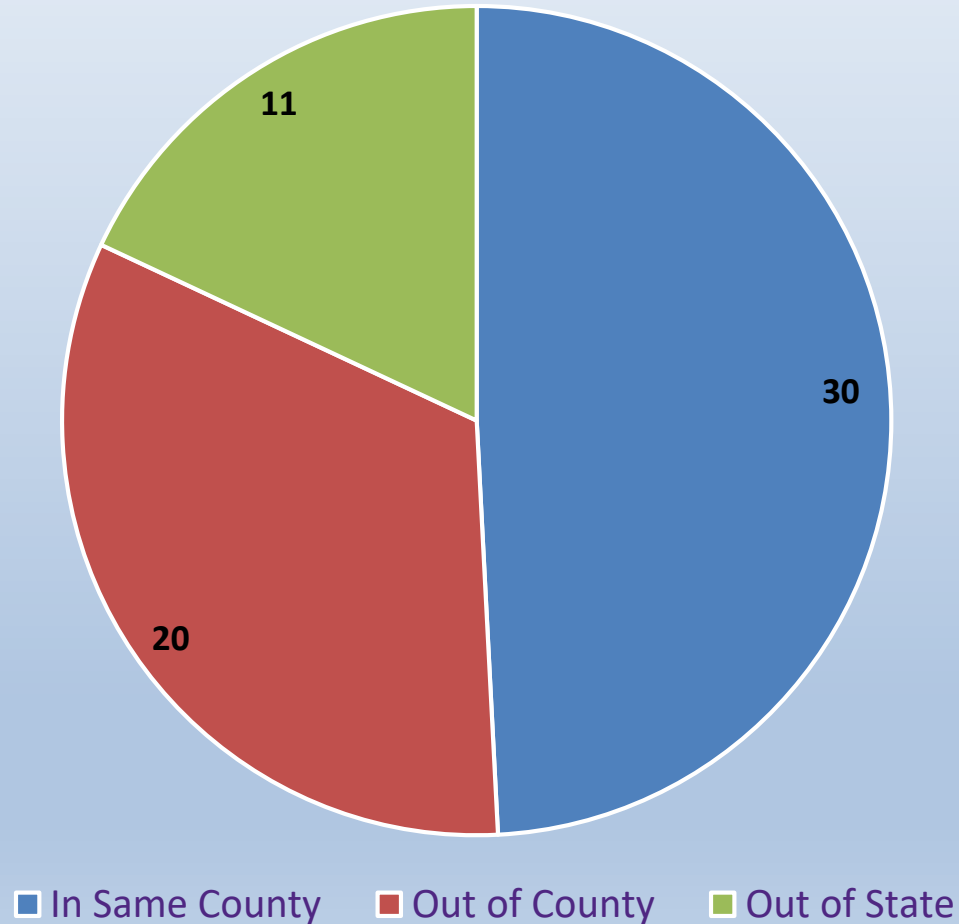
61 Respondents



■ Unrelated ■ Distant Family ■ Immediate Family

Where the Landowner Resides

61 Respondents



Irrigated Rental Rate

- 2 responses from the district
 - Whole Farm Crop Share = 40% to landowner
 - Dollars/ Acre = \$190.00

Not enough responses to be certain that the values are a true representation of the district.

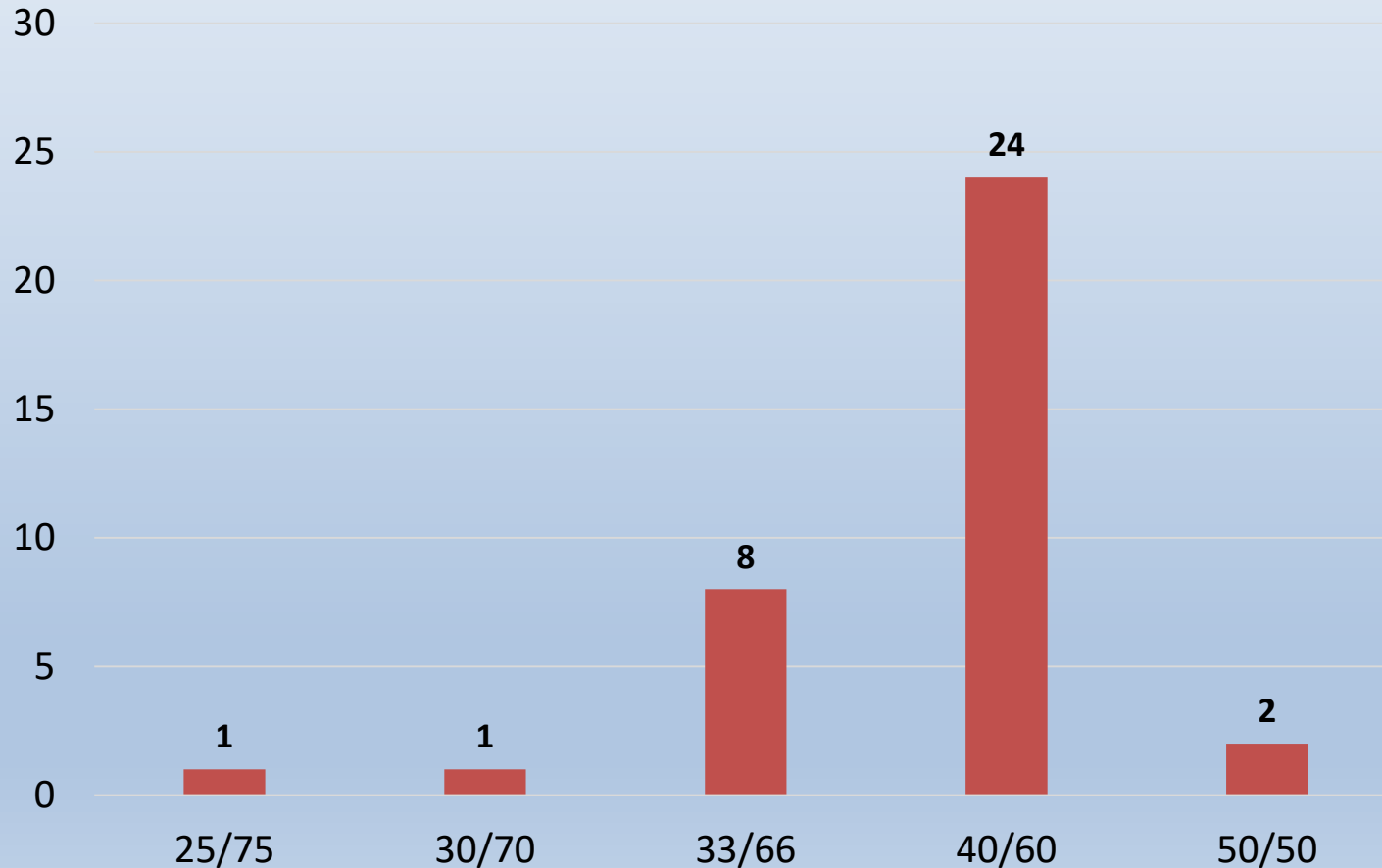
Dryland Rental Rates

	Average	Minimum	Maximum
Clay	\$57.80 (5)	\$45.00	\$75.00
Cloud	\$73.75 (4)	\$65.00	\$85.00
Republic	\$75.00 (4)	\$70.00	\$80.00
Washington	\$80.78 (9)	\$40.00	\$110.00
All Counties	\$73.23 (22)	\$40.00	\$110.00



Whole Farm Crop Share

- Thirty-six respondents indicated that they used whole farm crop share



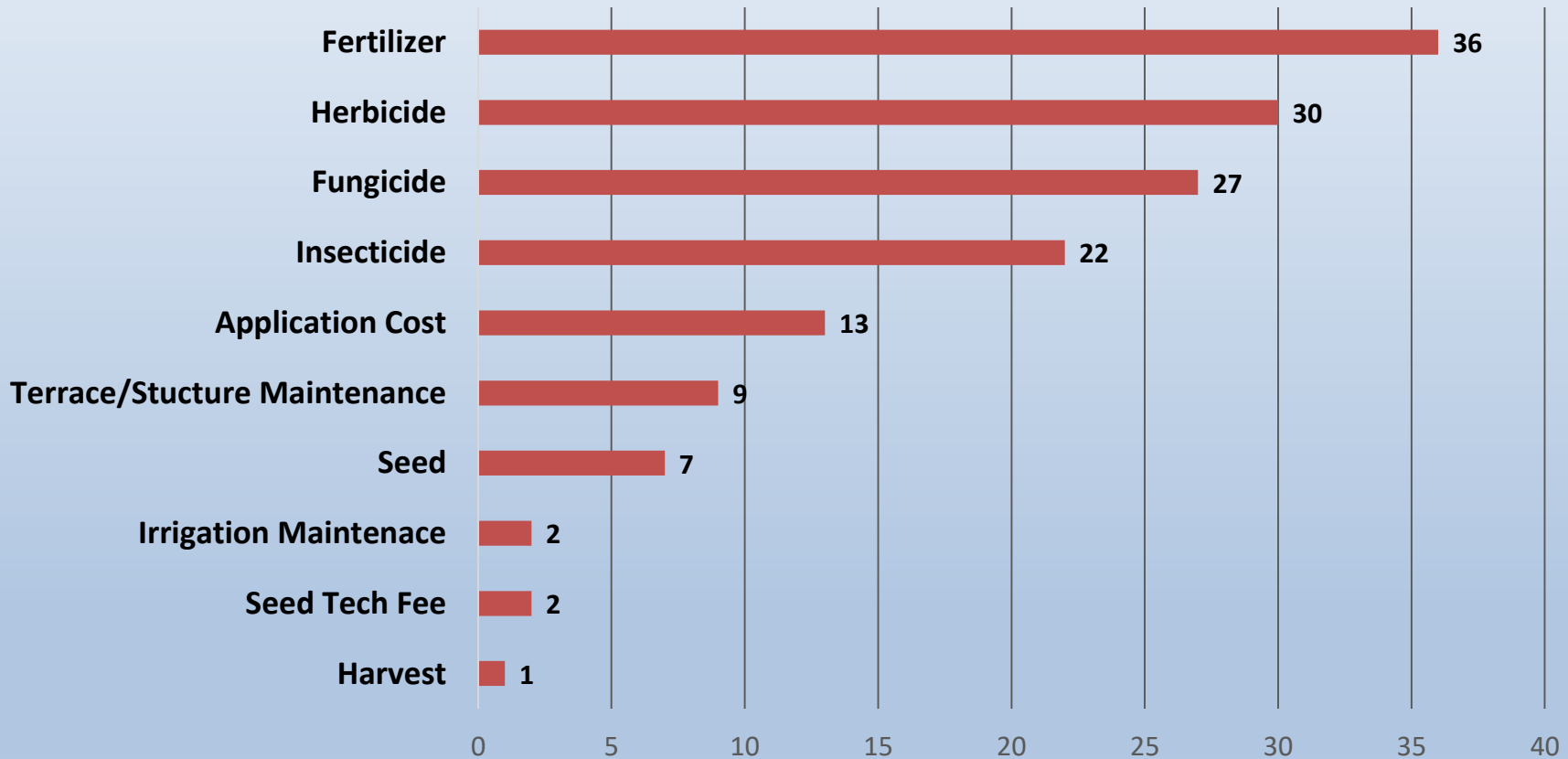
Crop Share by Crop

- Only three respondents indicated they utilized crop share by crop and were different between crops

Crop	33/66	40/60
Wheat	3	0
Milo	0	1
Corn	0	2
Soybeans	1	2
Alfalfa	1	0

Sharecrop Inputs 2019

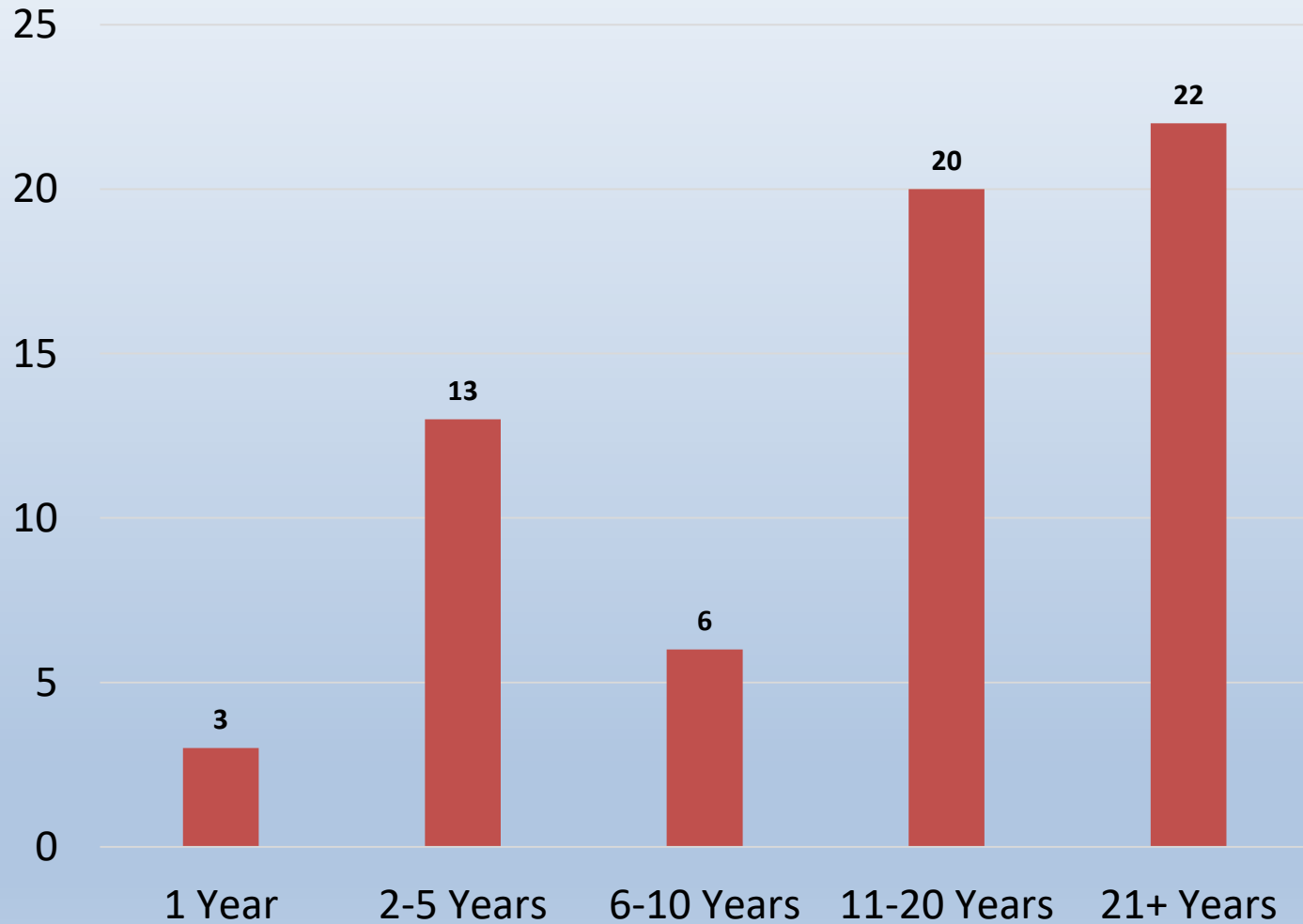
- Thirty-nine people responded to crop share inputs.
- Most respondents with sharecrop acres had a 40/60 (landlord/tenant) arrangement.



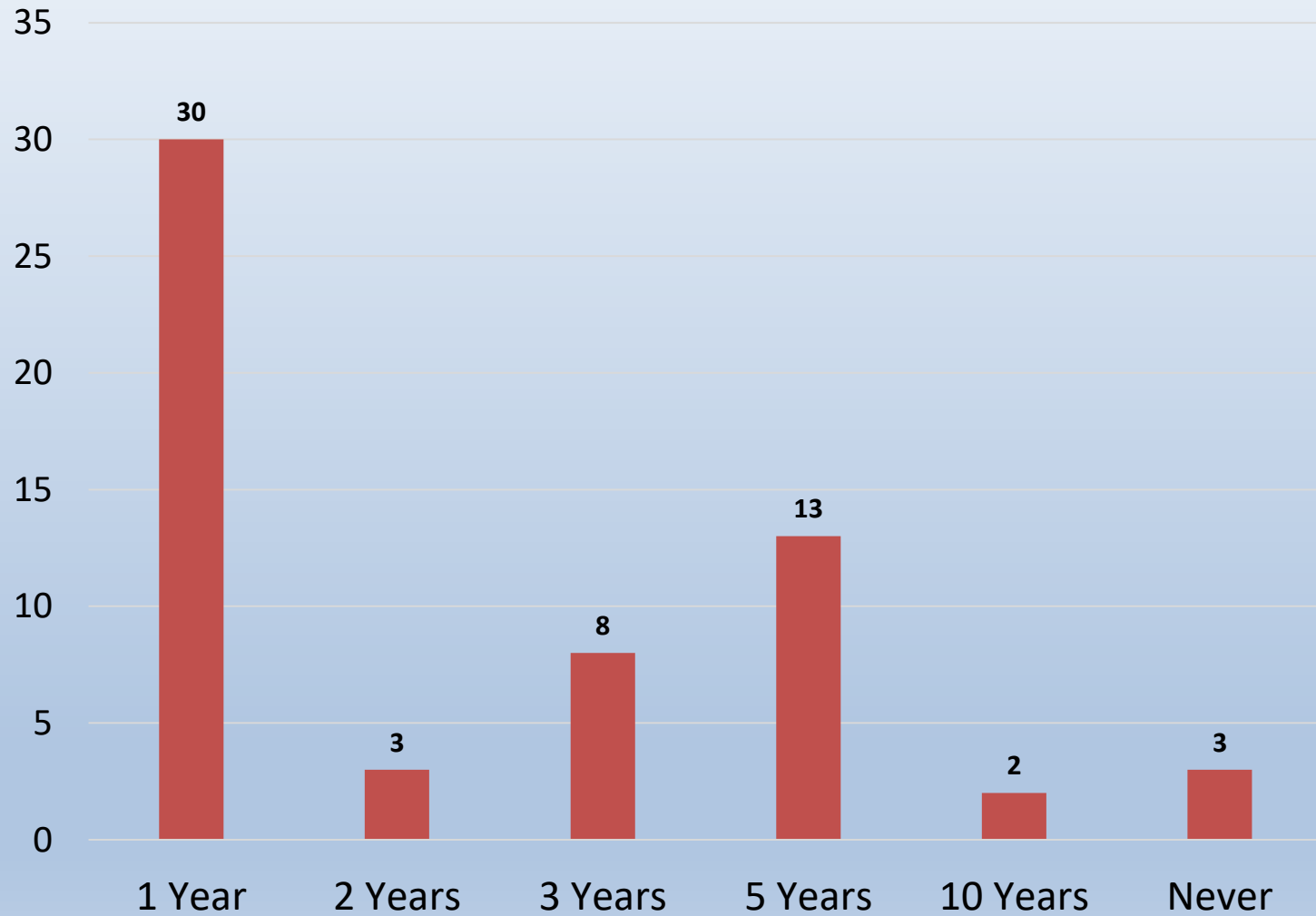
Flex Rent

- Flex rent was only indicted by four respondents
 1. Rent = yield × harvest price × 22.5%
 2. Base pay = \$140.00
 - Trigger/Flex = Based on the close of December corn board
 3. Base Pay = ???
 - December 1 Ag Mark Beans <\$7.00 = -\$5.00 on base
 - December 1 Ag Mark Beans >\$12.00 = +\$5.00 on base
 - Flex is paid the following year
 4. Base pay = 90.61
 - Trigger/Flex = nothing indicated

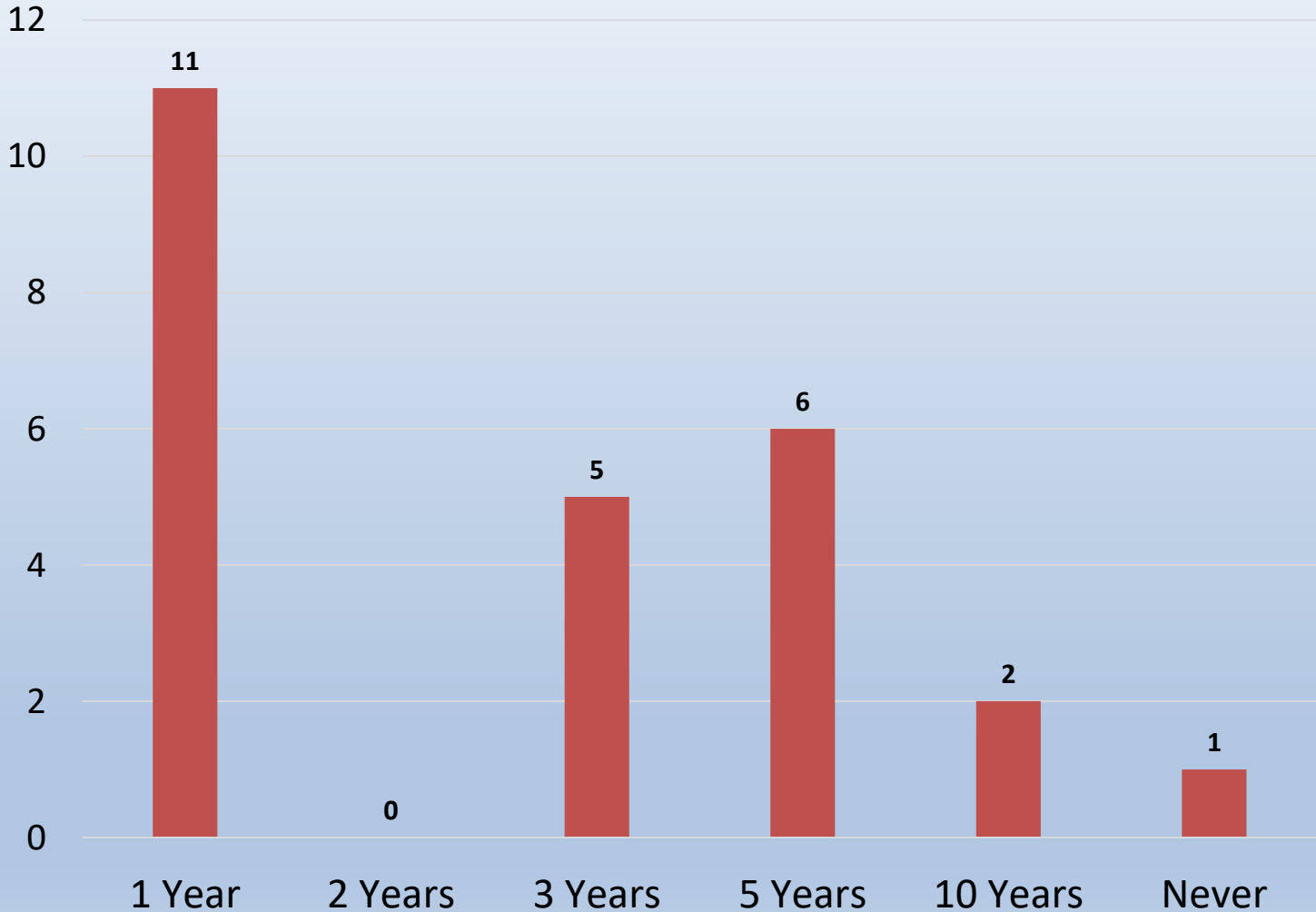
Duration of Lease



Renegotiation Lease: Rate



Renegotiation Lease: Other Terms



Variable Rate Technology

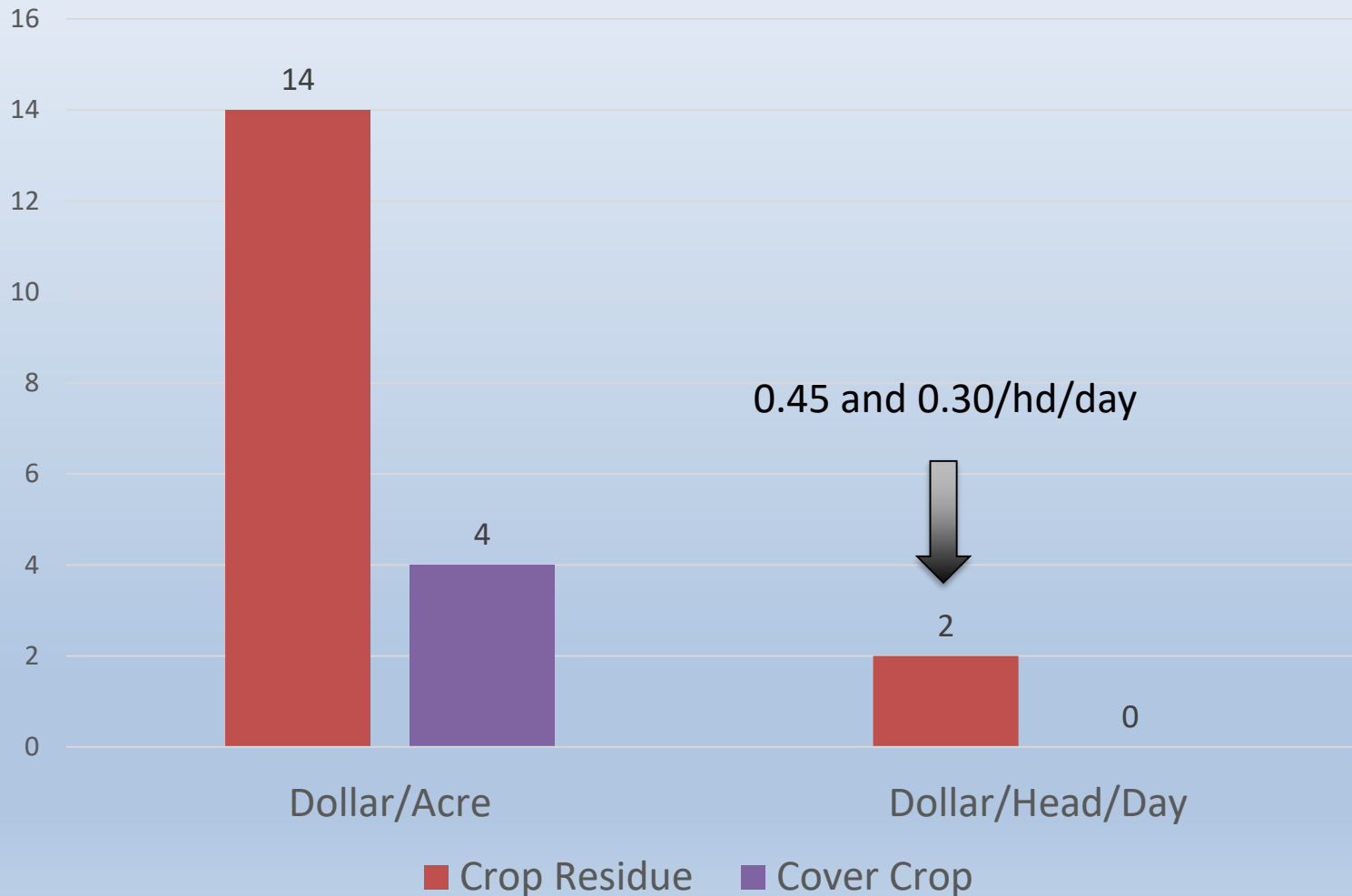
- Based on this year's survey pool, we showed that **42% (21/49)** of those that responded implied that they used some sort of VRT.
 - Only 29% last year

Grazing Cropland

- 35 participants indicated they grazed the land (e.g. crop residue, cover crop) and 24 said they did not graze the land.
- We asked the payment method, payment rate, stocking rate and grazing days.
- Many of the leases have grazing rights included and no extra charge.

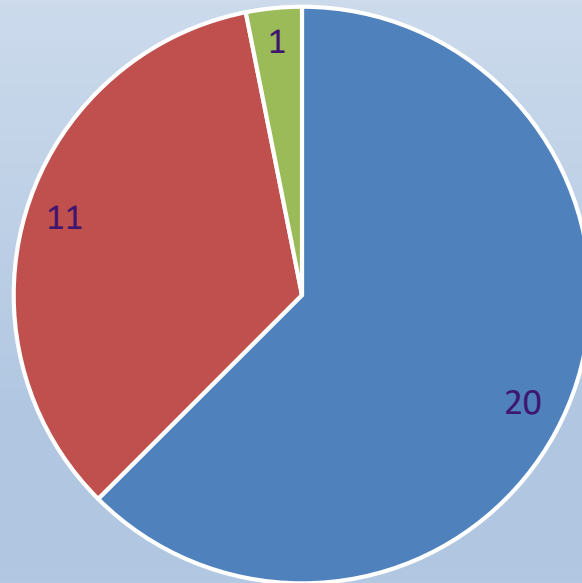
Grazing Cropland

Payment Method



Grazing Cropland

	Average	Minimum	Maximum
Crop Residue	\$9.72 (11)	\$3.00	\$25.00
Cover Crop	\$21.67 (3)	\$10.00	\$30.00



■ Dry Cows ■ Pairs ■ Stockers

Grazing Cropland

	Acres/Animal	Grazing Days
Crop Residue	2 (8)	44
Cover Crop	1.67 (3)	28

Custom Work

	Yes	No
Had custom work performed on the farm	17 (28%)	43
Performed custom work on another farm	14 (30%)	43

Operation	Rate	Unit	Count
Anhydrous ammonia	\$18.00	Acre	1
Baling (large round)	\$13.00	Bale	3
Combining	\$31.55	Acre	11
Drilling	\$15.58	Acre	3
Grain hauling	\$0.1825	Bushel	4
No-till planting	\$16.00	Acre	2
Planting	\$18.98	Acre	11
Swathing	\$15.00	Acre	2
Spraying	\$6.25	Acre	4
Tillage (disk, field cult, etc.)	\$10.00	Acre	1

Questions/Comments?

