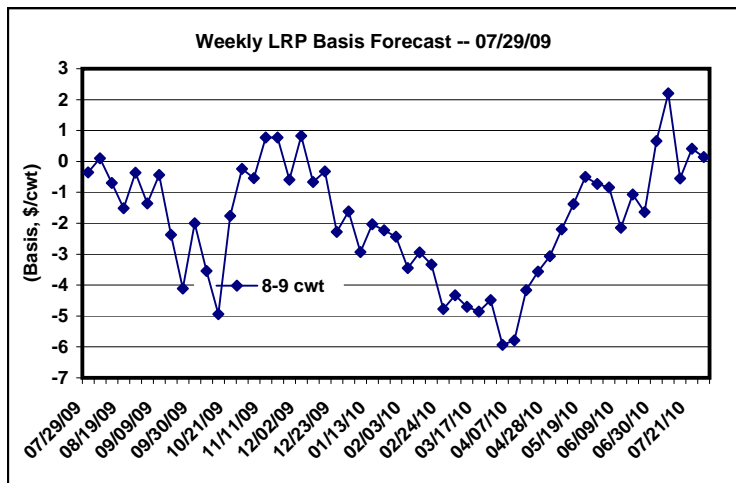
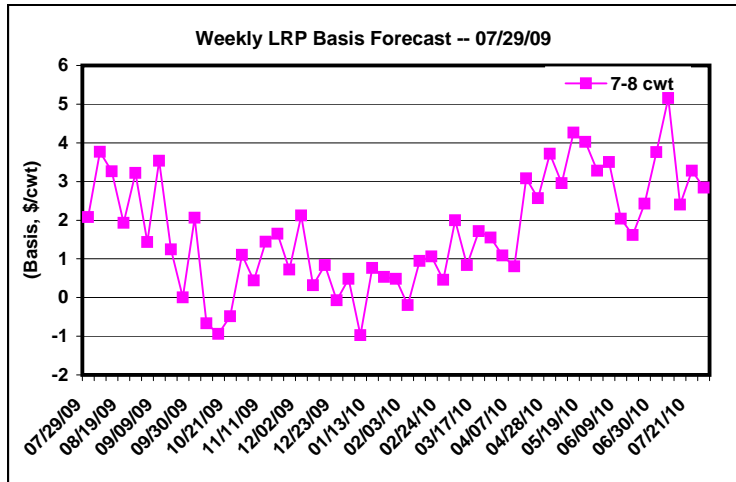
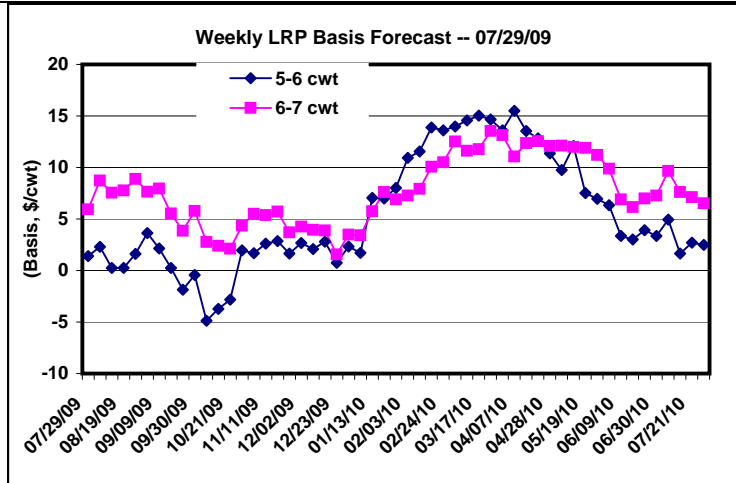


Weekly LRP Basis Forecast -- 07/29/09
(Basis, \$/cwt)

LRP Steer Basis Forecasts, Kansas Combined Auctions ¹

Wed Date	Weight Category of Steers			
	5-6 cwt	6-7 cwt	7-8 cwt	8-9 cwt
07/29/09	1.39	5.92	2.08	-0.35
08/05/09	2.31	8.71	3.77	0.10
08/12/09	0.26	7.54	3.26	-0.70
08/19/09	0.26	7.75	1.93	-1.51
08/26/09	1.61	8.88	3.22	-0.37
09/02/09	3.64	7.63	1.43	-1.36
09/09/09	2.13	7.94	3.53	-0.44
09/16/09	0.26	5.51	1.24	-2.37
09/23/09	-1.88	3.87	0.00	-4.11
09/30/09	-0.43	5.76	2.06	-2.00
10/07/09	-4.86	2.77	-0.67	-3.54
10/14/09	-3.74	2.40	-0.94	-4.94
10/21/09	-2.82	2.11	-0.49	-1.76
10/28/09	1.95	4.35	1.10	-0.24
11/04/09	1.68	5.50	0.44	-0.54
11/11/09	2.62	5.37	1.44	0.78
11/18/09	2.85	5.71	1.65	0.77
11/25/09	1.63	3.70	0.72	-0.59
12/02/09	2.68	4.24	2.12	0.82
12/09/09	2.09	3.95	0.32	-0.67
12/16/09	2.79	3.87	0.84	-0.32
12/23/09	0.74	1.55	-0.07	-2.28
12/30/09	2.33	3.48	0.48	-1.62
01/06/10	1.72	3.41	-0.97	-2.94
01/13/10	7.04	5.73	0.76	-2.03
01/20/10	6.98	7.61	0.53	-2.23
01/27/10	8.00	6.88	0.48	-2.43
02/03/10	10.93	7.27	-0.20	-3.45
02/10/10	11.55	7.91	0.95	-2.94
02/17/10	13.89	10.05	1.06	-3.34
02/24/10	13.60	10.48	0.45	-4.77
03/03/10	13.99	12.51	2.00	-4.33
03/10/10	14.55	11.60	0.84	-4.70
03/17/10	15.04	11.78	1.71	-4.85
03/24/10	14.67	13.55	1.55	-4.49
03/31/10	13.61	13.13	1.09	-5.93
04/07/10	15.49	11.06	0.80	-5.79
04/14/10	13.53	12.36	3.08	-4.17
04/21/10	12.83	12.54	2.57	-3.56
04/28/10	11.36	12.09	3.72	-3.07
05/05/10	9.74	12.13	2.95	-2.20
05/12/10	12.07	11.98	4.26	-1.38
05/19/10	7.51	11.90	4.03	-0.50
05/26/10	6.95	11.22	3.28	-0.73
06/02/10	6.33	9.89	3.50	-0.85
06/09/10	3.35	6.90	2.04	-2.15
06/16/10	3.00	6.15	1.62	-1.07
06/23/10	3.90	6.98	2.43	-1.64
06/30/10	3.35	7.26	3.76	0.66
07/07/10	4.94	9.66	5.16	2.20
07/14/10	1.66	7.62	2.40	-0.55
07/21/10	2.70	7.10	3.28	0.42
07/28/10	2.48	6.53	2.84	0.14

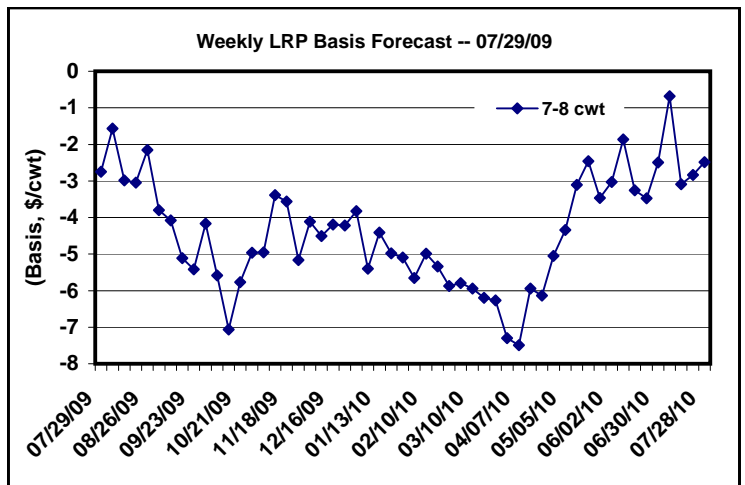
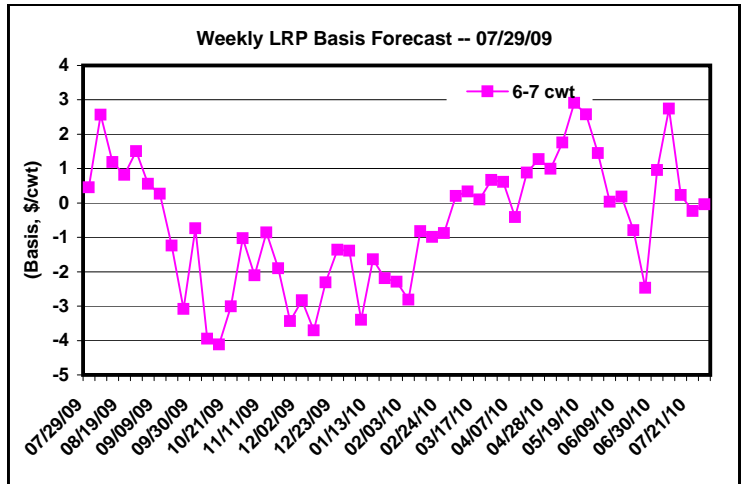
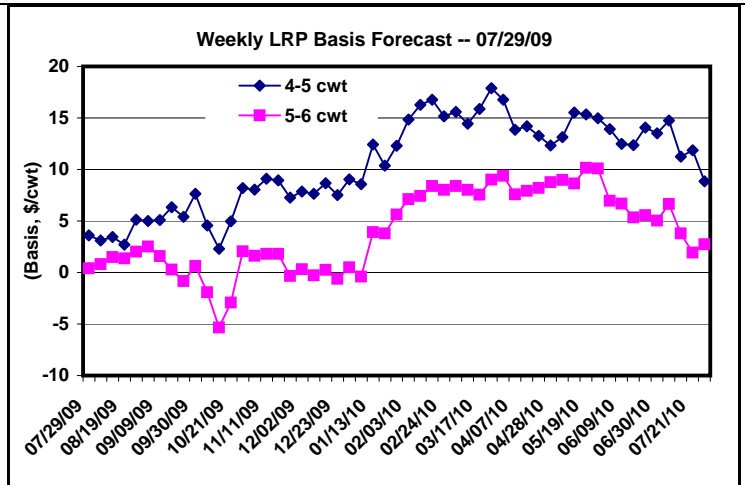


¹ Forecasts are based on 4-year average adjusted for current deviations from 4-year average.

Weekly LRP Basis Forecast -- 07/29/09
(Basis, \$/cwt)

LRP Heifer Basis Forecasts, Kansas Combined Auctions ¹

Wed Date	Weight Category of Heifers			
	4-5 cwt	5-6 cwt	6-7 cwt	7-8 cwt
07/29/09	3.60	0.42	0.46	-2.75
08/05/09	3.10	0.81	2.57	-1.57
08/12/09	3.46	1.50	1.19	-2.99
08/19/09	2.70	1.38	0.82	-3.04
08/26/09	5.11	2.02	1.51	-2.16
09/02/09	5.01	2.53	0.56	-3.80
09/09/09	5.10	1.57	0.27	-4.08
09/16/09	6.33	0.29	-1.24	-5.11
09/23/09	5.42	-0.83	-3.08	-5.42
09/30/09	7.64	0.62	-0.74	-4.17
10/07/09	4.55	-1.92	-3.95	-5.59
10/14/09	2.29	-5.33	-4.11	-7.06
10/21/09	4.96	-2.91	-3.01	-5.77
10/28/09	8.19	2.06	-1.03	-4.96
11/04/09	8.05	1.61	-2.11	-4.96
11/11/09	9.10	1.81	-0.86	-3.39
11/18/09	8.95	1.79	-1.90	-3.56
11/25/09	7.27	-0.34	-3.43	-5.17
12/02/09	7.85	0.32	-2.83	-4.11
12/09/09	7.65	-0.28	-3.71	-4.51
12/16/09	8.65	0.24	-2.31	-4.19
12/23/09	7.50	-0.62	-1.36	-4.22
12/30/09	9.05	0.49	-1.39	-3.83
01/06/10	8.56	-0.40	-3.40	-5.40
01/13/10	12.41	3.90	-1.64	-4.41
01/20/10	10.37	3.79	-2.19	-4.98
01/27/10	12.30	5.63	-2.29	-5.09
02/03/10	14.84	7.10	-2.81	-5.65
02/10/10	16.28	7.41	-0.82	-4.99
02/17/10	16.78	8.38	-0.99	-5.34
02/24/10	15.16	8.00	-0.88	-5.88
03/03/10	15.59	8.38	0.21	-5.80
03/10/10	14.45	8.03	0.33	-5.95
03/17/10	15.88	7.53	0.10	-6.20
03/24/10	17.89	9.02	0.67	-6.27
03/31/10	16.77	9.37	0.61	-7.30
04/07/10	13.86	7.58	-0.41	-7.49
04/14/10	14.18	7.93	0.88	-5.94
04/21/10	13.27	8.19	1.27	-6.13
04/28/10	12.32	8.76	0.99	-5.05
05/05/10	13.14	8.98	1.76	-4.34
05/12/10	15.52	8.64	2.91	-3.11
05/19/10	15.35	10.17	2.58	-2.46
05/26/10	14.98	10.10	1.45	-3.46
06/02/10	13.91	6.96	0.03	-3.03
06/09/10	12.49	6.67	0.18	-1.87
06/16/10	12.36	5.33	-0.79	-3.26
06/23/10	14.08	5.56	-2.46	-3.48
06/30/10	13.51	5.03	0.95	-2.50
07/07/10	14.75	6.64	2.75	-0.68
07/14/10	11.25	3.78	0.23	-3.09
07/21/10	11.87	1.93	-0.24	-2.84
07/28/10	8.85	2.73	-0.04	-2.49



¹ Forecasts are based on 4-year average adjusted for current deviations from 4-year average.